

Introduction

In August 2012 the way we engage with customers who are looking at developing a new connection or modifying an existing connection to our Gas National Transmission System changed. As part of these changes we undertook to provide more transparency in the way we operate the arrangements, including:

- Clear processes and timeframes
- Schedule of charges
- Published framework contracts
- Regular reporting of our performance

This is the eighth of the Reports produced since the implementation of the revised arrangements in August 2012, and covers the period From April–June 2014.

Overview of the Arrangements

There are two types of connection offers that customers can request; an Initial Connection Offer (ICO) which provides an early estimate of the physical construction costs; programme of works and layout of the proposed Connection, and a Full Connection Offer (FCO) which provides a detailed estimate of the physical construction costs, programme of works and layout of the proposed Connection based on design / engineering studies. There is also the option for the customer to request a modification to an existing Full Connection Offer.

Each of these offers has set timescales (e.g. 2 months for an ICO and 6 months for a simple FCO, i.e. a small transmission connection), agreed through consultation with the Industry.

Content of the Report

This report shows our performance in the period April – June 2014 and contains charts displaying our performance in each of the following areas:

- Competent Quarterly & Competent Cumulative - This chart shows how many ICO & FCO applications have been received where all necessary information has been provided
- Initial Connection and Full Connection Offers made - These 2 charts show how many offers of each type have been made
- Average Time to Deliver - There are 3 further charts that show how long we are taking to deliver an ICO, a Simple FCO and a Medium/ Complex FCO
- The Total Amount of Applications (ICO & FCO) received Quarterly split by:
 - Fees Paid Competent
 - Technically Competent
- ICOs progressing to FCOs
- Applications for ICOs Withdrawing
- Applications for FCOs Withdrawing or Offer Period Lapsing

Please note that we are unable to publish details of individual contracts at this time because of the confidential bilateral arrangements in place, though we intend to explore with our Customers ways of adding more information to this reporting.

In the interim, if you require further details about any of the information contained within this report please don't hesitate to contact us via email at:

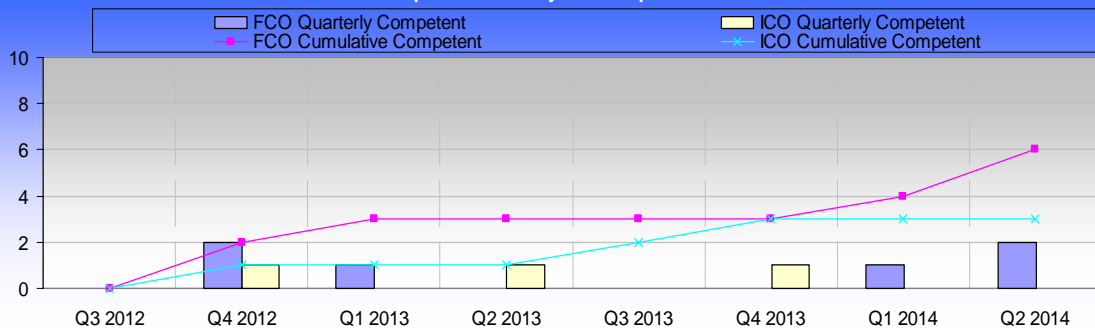
transmissionconnections@nationalgrid.com

Or by post to:

John Twomey, Gas Customer Manager
Transmission Network Service
National Grid plc
National Grid House
Warwick Technology Park
Gallows Hill
Warwick
CV34 6DA

NTS Gas Connections Data is published to illustrate the Volumes of Applications, their Competency and the Average Time to make an Offer. This data is further broken down to report on the number of Applications deemed competent, the number of ICOs progressing to FCOs, and the number of Offers withdrawn or lapsed within the specified timescales

Competent Quarterly and Competent Cumulative



Description of Measure:

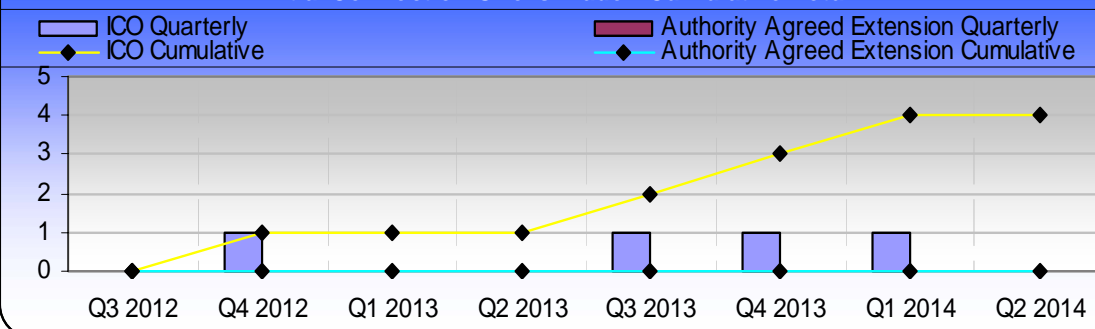
The number of Competent Applications received for Initial and Full Connection Offer(s) (ICO & FCO)

- Quarterly
- Cumulative

Current Analysis

0 ICO Applications made in Q2 2014
0 FCO Applications made in Q2 2014

Initial Connection Offers Made - Cumulative Total



Description of Measure:

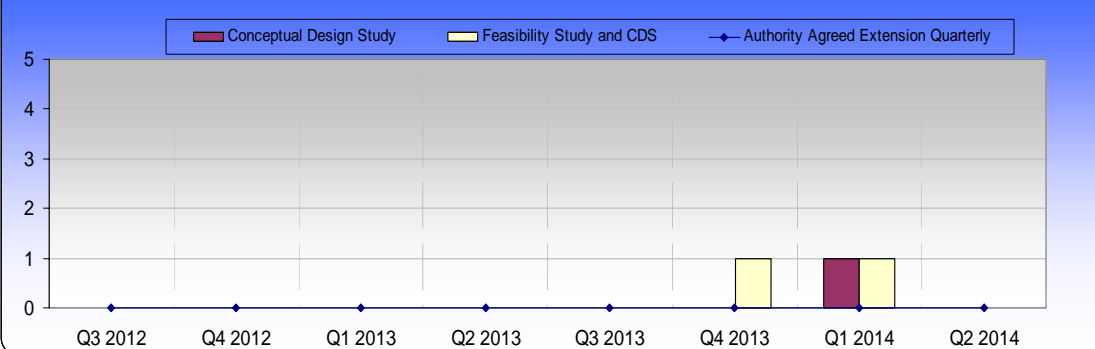
The cumulative number of Initial Connection Offers made in each Quarter within:

- 2 Months ICO (standard)
- Authority approved timeline extension to provide ICO

Current Analysis

0 Initial Connection Offer made in Q2 2014
0 Authority Agreed Extensions

Full Connection Offers Made - Cumulative Total



Description of Measure:

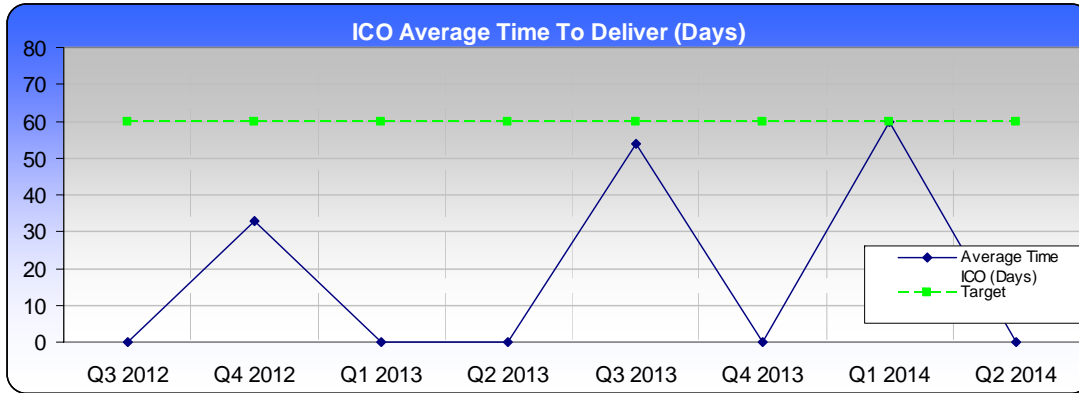
The cumulative number of Full Connection Offers made in each Quarter within:

- 6 Months Conceptual Design Study (CDS)
- 9 Months Feasibility Study+CDS
- Authority approved timeline extension to provide FCO

Current Analysis

0 Full Connection Offers made in Q2 2014
0 Authority Agreed Extensions

NTS Gas Connections Data is published to illustrate the Volumes of Applications, their Competency and the Average Time to make an Offer. This data is further broken down to report on the number of Applications deemed competent, the number of ICOs progressing to FCOs, and the number of Offers withdrawn or lapsed within the specified timescales

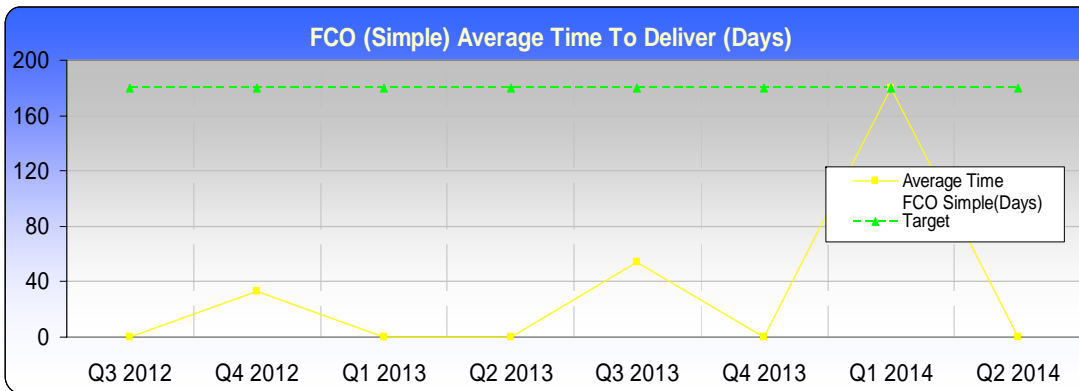


Description of Measure:

The average time from Application Deemed Competent to deliver An Initial Connection Offer (ICO) within 60 days (2 Months)

Current Analysis

0 Initial Connection Offers made in Q2 2014

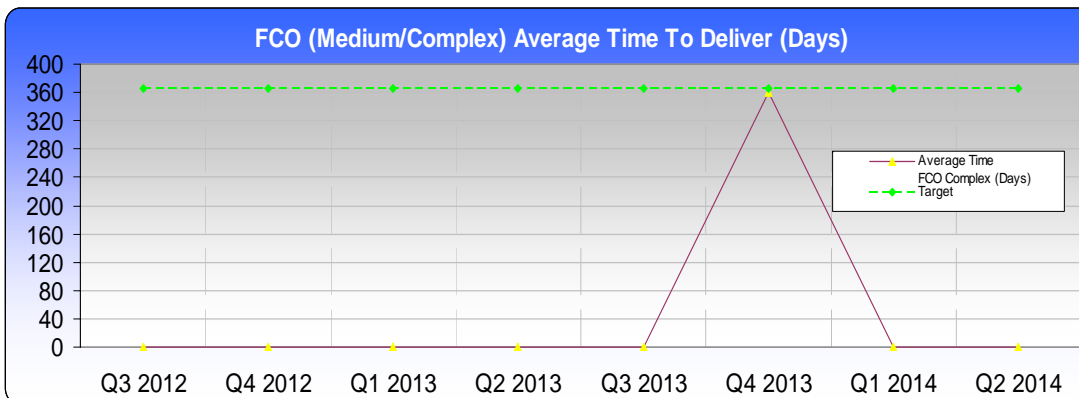


Description of Measure:

The average time from Application Deemed Competent to deliver a 'simple' Full Connection Offer (FCO) within 180 days (6 months)

Current Analysis

0 Full Connection Offers (simple) made in Q2 2014



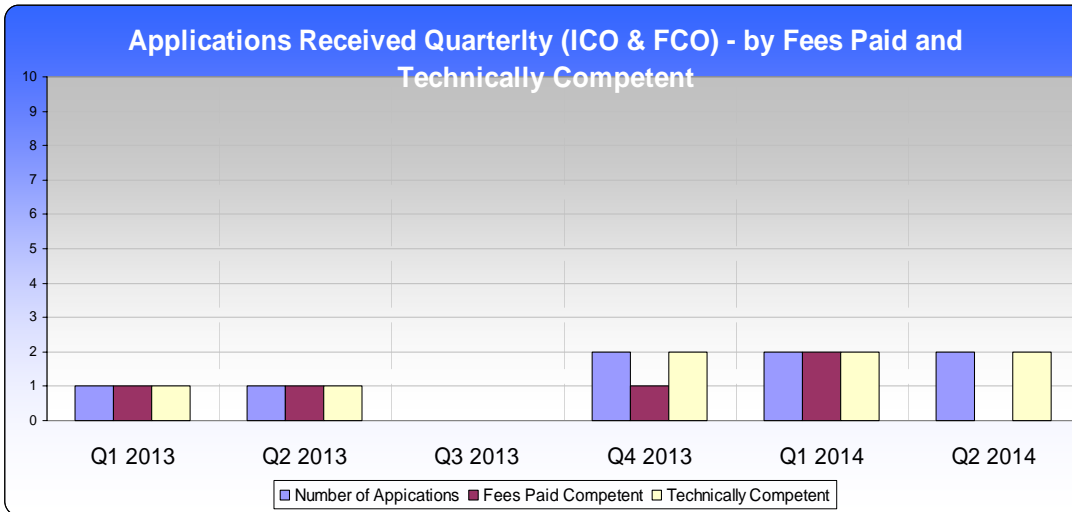
Description of Measure:

The average time from Notification of Acceptance to deliver a 'medium or complex' Full Connection Offer (FCO) within 365 days (+ up to 3 months for Customer acceptance period)

Current Analysis

0 Full Connection Offers (complex) made in Q2 2014

NTS Gas Connections Data is published to illustrate the Volumes of Applications, their Competency and the Average Time to make an Offer. This data is further broken down to report on the number of Applications deemed competent, the number of ICOs progressing to FCOs, and the number of Offers withdrawn or lapsed within the specified timescales



Description of Measure:
 The Total Amount of Applications (ICO & FCO) received in each Quarter deemed Competent split by:

- Fees Paid Competent
 The relevant Connection Application fee has been paid in full and is available to National Grid in cleared funds.
- Technically Competent:
 The application form has been correctly and fully completed; and the requested technical data has been fully provided.

Current Analysis
 In Q2 2014:
 0 ICO Application submitted fully competent
 2 FCO Application submitted fully competent

ICOs Progressing to FCOS Applications (ICO & FCO) Withdrawing /Lapsing

	ICOs Progressing to FCOS	ICOs Withdrawn	FCOs Withdrawn/Lapsed
Q1 2013	0	0	0
Q2 2013	0	0	0
Q3 2013	0	0	0
Q4 2013	0	0	0
Q1 2014	0	0	0
Q2 2014	0	0	0

Description of Measure:

- The number of Initial Connection Offers (ICO) that progress to Full Connection Offers (FCO).
 If a Customer has received an ICO in order to receive an FCO they will be required to submit an Application for an FCO and the associated Application Fee. There are no defined timescales, this is a Customer choice.
- The number of Applications for ICOs that the Customer subsequently withdraws from, prior to delivery by National Grid in the 2 month timescale.
- The number of Applications for FCOs that the Customer subsequently withdraws from, prior to delivery by National Grid in the 6 or 9 month timescale; or lapse within the 3 month Customer acceptance period.

Current Analysis
 •0 FCOs withdrew within the 3 month acceptance period
 •0 ICOs withdrew within the 2 month Offer Process